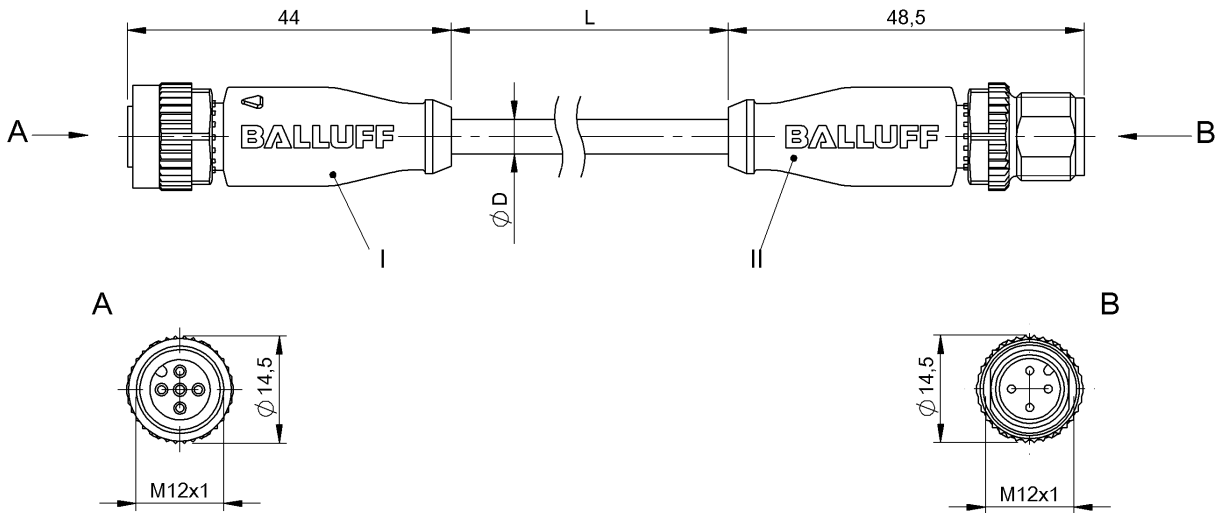


BCC M415-M414-3A-304-PX0434-020  
BCC039M



4MT5  
(CJ/VV CABLE ASSEMBLY)

## Electrical connection

Bending radius min., fixed cable	5 x D
Bending radius min., flexible cable	10 x D
Cable	PUR black, 2.00 m, Drag chain compatible
Cable diameter D	4.70 mm ±0.20 mm
Cable, bending cycles min.	5 million
Cable, torsion stress	±180°/m
Conductor cross-section	0.34 mm <sup>2</sup>
Number of conductors	4
Number of pins	5/4
System	Molded/Molded

## Electrical data

Horizontal travel permitted, drag chain	5 m
Rated current (40 °C)	4.0 A
Vertical travel permitted, drag chain	5 m

## Environmental conditions

Cable temperature, drag chain	-25...60 °C
Cable temperature, fixed routing	-50...90 °C
Cable temperature, flexible routing	-25...90 °C
Protection type IEC 60529	IP68 /IP68

## Functional safety

Cable temperature UL max., fixed routing	80 °C
--	-------

Cable temperature UL max., flexible routing 80 °C

## General data

Approval/Conformity	cULus LISTED
---------------------	--------------

## Material

Material contact carrier	PUR/PUR
Material contacts	Bronze/Brass
Material cover nut	Die-cast zinc/Die-cast zinc
Material grip	PUR/PUR

## Mechanical data

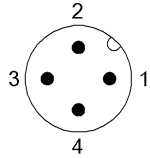
Acceleration max., drag chain	5 m/s <sup>2</sup>
Tightening torque pigtail	0.6 Nm/0.6 Nm
Traverse speed max., drag chain	200 m/min

## Remarks

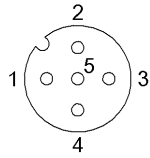
Enclosure rating per IEC 60529, only in screwed state with the associated mating piece.  
Cable construction acc. to UL-AWM Style 20549  
Halogen-free per DIN VDE 0472 Part 815  
Silicone-free  
Flame-retarding acc. to IEC 60332-2

BCC M415-M414-3A-304-PX0434-020  
BCC039M

## Connector view



II PIN 1: brown PIN 2: white PIN 3: blue PIN 4:  
black



I PIN 1: brown PIN 2: white PIN 3: blue PIN 4:  
black PIN 5: n.c.

## Wiring Diagram

